



LAMARTINE
FIRES & FIREPLACES

planika
outdoor

OUTDOOR FIREPLACES COLLECTION



OUTDOOR COLLECTION





OUTDOOR / INDOOR ETHANOL FIRES

AUTOMATIC ETHANOL FIREPLACES (Net Zero® fireplace with BEV® Technology)

CABO BURNER



FEATURES

- Automatic refilling system
- Remote control
- Wi-Fi
- 6 levels of flame
- Safety sensors
- Weather resistant

OPTIONAL ACCESSORIES

- Protective fabric cover

AVAILABLE FINISHING VARIANTS

- 3 finishing options by Cosentino: Silestone Gris or Dekton Laurent and Daze
- SCabo Burner for custom-build housing

ULTRACOMPACT STONE BY **COSENTINO**

CABO GRIS / LAURENT / DAZE



PORTO GRIS / LAURENT / DAZE



FEATURES

- Automatic refilling system
- Remote control
- Wi-Fi
- 6 levels of flame
- Safety sensors
- Weather resistant
- Portable - includes wheels

OPTIONAL ACCESSORIES

- Protective fabric cover

AVAILABLE FINISHING VARIANTS

- 3 finishing options by Cosentino: Silestone Gris or Dekton Laurent and Daze

ULTRACOMPACT STONE BY **COSENTINO**

	CABO	PORTO
	max. 9.4 kW	max. 3.7 kW
	5 L	5 L
	max. 8 h	max. 14 h
	min. 94 m³ (if used indoors)	min. 37 m³ (if used indoors)
	230 V	



Cabo Daze
BEV® Fireplace



Porto Laurent
BEV® Outdoor Fireplace

OUTDOOR / INDOOR ETHANOL FIRES

COMMERCE TECHNOLOGY™ (Absorbent Ceramic Fibers)



TOTEM



JAR



RONDO



SIMPLE

FEATURES

- Easy refilling system
- Safe burning technology
- No electricity required

OPTIONAL ACCESSORIES



	TOTEM	JAR	RONDO	SIMPLE
	[ØxH] 395 x 1070 mm	[ØxH] 410 x 795 mm	[ØxH] 412 x 412 mm	[ØxH] 308 x 418 mm
	24.5 kg	41.5 kg	7.0kg	6.5 kg
	max. 2.5 kW	max. 2.5 kW	max. 2.5 kW	max. 2.5 kW
	3.0 L	3.0 L	3.0 L	1.5 L
	max. 7 h	max. 7 h	max. 7 h	max. 3.5 h
	min. 25 m³	min. 25 m³	min. 25 m³	min. 25 m³

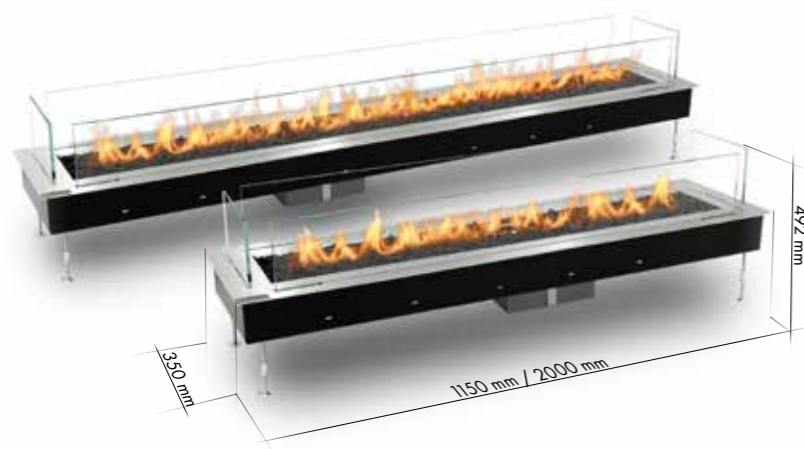


Totem/Simple Commerce
The Address Downtown

OUTDOOR GAS FIRES

GAS FIREPLACES (With automatic control system)

GALAXY 1150 / 2000 BURNER



FEATURES


- Automatic control system
- Remote control
- Smart home compatible
- 2 fuel variants: Gas Cylinder (propane or propane-butane mixture) or Natural Gas
- Thermocouple
- Smooth flame height regulation
- Easy to install

AVAILABLE VARIANTS

- 4 finishing options:
 - Dekton Laurent and Daze by Cosentino
 - Corten or black steel
- Galaxy Burner for custom-build housing

ULTRACOMPACT STONE BY **COSENTINO**


GALAXY BLACK / CORTEN / DAZE / LAURENT



OPTIONAL ACCESSORIES



	GALAXY 1150 BURNER / BLACK / CORTEN / DAZE / LAURENT	GALAXY 2000 BURNER
	(NG) max. 10.1kW (LPG) max. 13.4kW	(NG) max. 18.6 kW (LPG) max. 22 kW
	(NG) max. 0.96 m ³ /h (LPG) max. 0.95 kg/h	(NG) max. 1.77 m ³ /h (LPG) max. 1.56 kg/h
	(NG) 20 mbar (LPG) 37 mbar	(NG) 20 mbar (LPG) 37 mbar

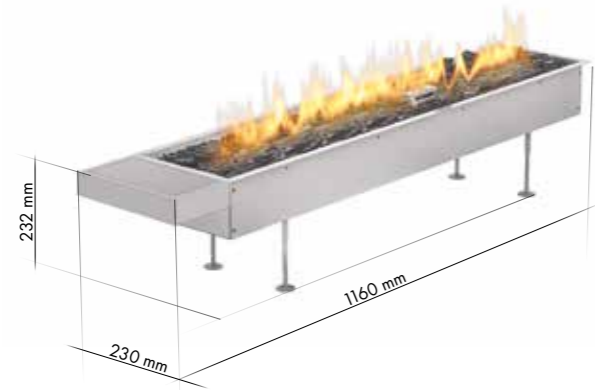


Galaxy Corten
Gas Outdoor Fireplace

OUTDOOR GAS FIRES

GAS FIREPLACES (With manual control system)

GALIO INSERT MANUAL




FEATURES

- 2 fuel variants: Gas Cylinder (propane or propane-butane mixture) or Natural Gas
- Manual control
- Thermocouple
- Smooth flame height regulation
- For custom-build housing
- Easy to install



MANUAL CONTROL

GALIO CORTEN/GALIO BLACK MANUAL



FEATURES

- 2 fuel variants: Gas Cylinder (propane or propane-butane mixture) or Natural Gas
- Manual control
- Thermocouple
- Smooth flame height regulation
- Freestanding



MANUAL CONTROL

OPTIONAL ACCESSORIES



	GALIO INSERT MANUAL / GALIO BLACK MANUAL / GALIO CORTEN MANUAL
	[NG] max. 13.6 kW [LPG] max. 11.8 kW
	[NG] max. 1.22 m ³ /h [LPG] max. 0.93 kg/h
	[NG] 20 mbar [LPG] 37 mbar
	31.0 kg



Galio Corten
Outdoor Gas Fireplace



Galio Black
Outdoor Gas Fireplace

OUTDOOR GAS FIRES

GAS FIREPLACES (With automatic control system)

GALIO FIRE PIT INSERT AUTOMATIC



FEATURES

- Automatic control system
- 2 fuel variants: Gas Cylinder (propane or propane-butane mixture) or Natural Gas
- Remote control
- SHS compatible
- Thermocouple
- Smooth flame height regulation
- Decorated with black diamond stones
- For custom-build housing
- Easy to install

GALIO FIRE PIT CORTEN/BLACK AUTOMATIC



FEATURES

- Automatic control system
- 2 fuel variants: Gas Cylinder (propane or propane-butane mixture) or Natural Gas
- Remote control
- Thermocouple
- Smooth flame height regulation
- Decorated with black diamond stones
- Freestanding

OPTIONAL ACCESSORIES



	GALIO FIRE PIT INSERT AUTOMATIC	GALIO FIRE PIT CORTEN AUTOMATIC GALIO FIRE PIT BLACK AUTOMATIC
		(NG) max. 4.7 kW (LPG) max. 5.1 kW
		(NG) max. 0.5 m ³ /h (LPG) max. 0.4 kg/h
		(NG) 20 mbar (LPG) 37 mbar
	15.0 kg	65.0 kg



Galio Fire Pit Black
Outdoor Gas Fireplace



Galio Fire Pit Insert
Outdoor Gas Fireplace
Venturato

OUTDOOR GAS FIRES

GAS FIREPLACES (With automatic control system)

GALIO STAR INSERT AUTOMATIC



FEATURES

- Automatic control system
- 2 fuel variants: Gas Cylinder (propane or propane-butane mixture) or Natural Gas
- Remote control
- SHS compatible
- Thermocouple
- Smooth flame height regulation
- Decorated with black diamond stones
- For custom-build housing
- Easy to install

GALIO STAR CORTEN/BLACK AUTOMATIC



FEATURES

- Automatic control system
- 2 fuel variants: Gas Cylinder (propane or propane-butane mixture) or Natural Gas
- Remote control
- Thermocouple
- Smooth flame height regulation
- Decorated with black diamond stones
- Freestanding

OPTIONAL ACCESSORIES



	GALIO STAR INSERT AUTOMATIC	GALIO STAR CORTEN AUTOMATIC GALIO STAR BLACK AUTOMATIC
	(NG) max. 16.4 kW (LPG) max. 17.3 kW	
	(NG) max. 1.5 m ³ /h 53.0 ft ³ /h (LPG) max. 1.4 kg/h 3.1 lbs/h	
	(NG) 20 mbar 8.0"wc (LPG) 37 mbar 14.9"wc	
	170 kg / 37.5 lbs	370 kg / 81.6 lbs



Galio Star Corten Automatic
Outdoor Gas Fireplace



Galio Star Corten Automatic
Outdoor Gas Fireplace

OUTDOOR GAS FIRES

GAS FIREPLACES (With automatic and manual control system)

GALIO H INSERT AUTOMATIC



FEATURES

- Automatic control system
- 2 fuel variants: Gas Cylinder (propane or propane-butane mixture) or Natural Gas
- Remote control
- SHS compatible
- Thermocouple
- Smooth flame height regulation
- Decorated with black diamond stones
- Easy to install
- For custom-build housing

OPTIONAL ACCESSORIES



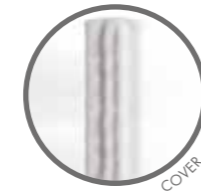
LIGHTHOUSE



FEATURES

- Fueled with propane or propane-butane mixture
- Thermocouple
- Tempered glass
- Anti-tilt valve
- Decorated with black diamond stones
- Freestanding

OPTIONAL ACCESSORIES



	GALIO H INSERT AUTOMATIC	LIGHTHOUSE
	(NG) max. 9.4 kW (LPG) max. 11.8 kW	(LPG) max. 7.0 - 10.0 kW
	(NG) max. 1.0 m ³ /h (LPG) max. 0.9 kg/h	(LPG) max. 0.50 - 0.65 kg/h
	(NG) 20 mbar (LPG) 37 mbar	(LPG) 37 mbar
	23.6 kg	27.5 kg



Lighthouse
Gas Patio Heater



All product specifications and data are subject to change without notice and are believed to be accurate as of the date hereof. Planika Sp. z o.o., its affiliates, agents, and employees, and all persons acting on its or their behalf (collectively, "Planika Sp. z o.o."), disclaim any and all liability for any errors, inaccuracies or incompleteness contained in any document or in any other disclosure relating to any product. To the maximum extent permitted by applicable law, Planika Sp. z o.o. disclaims any and all liability arising out of the application or use of any product. This document does not expand or otherwise modify Planika Sp. z o.o.'s terms and conditions of purchase, including but not limited to the warranty expressed therein. No license, express or implied, by estoppel or otherwise, to any intellectual property rights is granted by this document or by any conduct of Planika Sp. z o.o.. Customers using or selling Planika Sp. z o.o.'s products not expressly indicated for use in such applications do so entirely at their own risk and agree to fully indemnify Planika Sp. z o.o. for any damages arising or resulting from such use or sale. The images are indicative only.